



# BG240128B<sub>2</sub>

## Feature

1. SMT PCB with metal frame
2. Built-in controller UCi6963c or equivalent
3. 1/128 duty cycle
4. +5V power supply
5. Option: negative voltage
6. Option: temperature compensation
7. Option: LED array/edge B/L, EL B/L, CCFL



## Mechanical Data

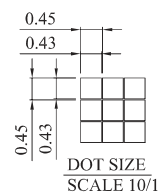
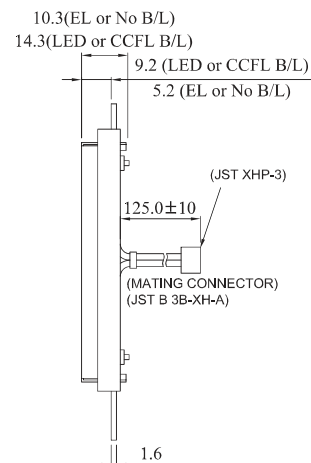
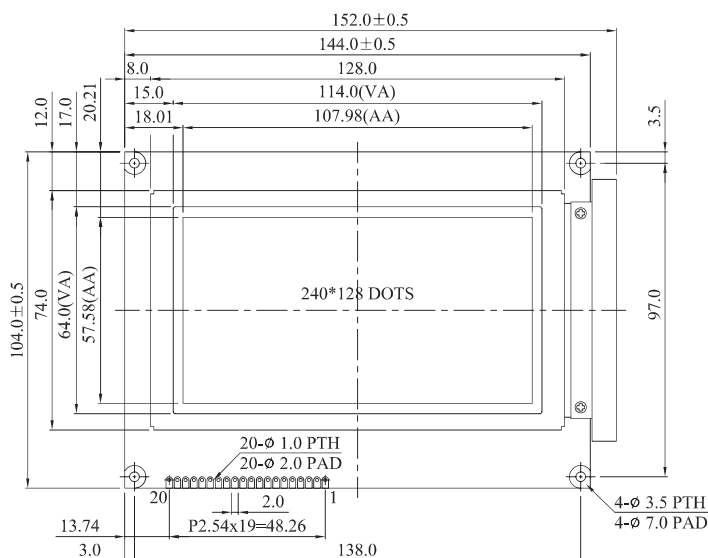
Item	Standard Value	Unit
Module Dimension	144.0 x 104.0	mm
Viewing Area	114.0 x 64.0	mm
Dot Size	0.43 x 0.43	mm
Dot Pitch	0.45 x 0.45	mm

## Pin Assignment

Pin	Symbol	Function
1	Vss	Power supply (GND)
2	Vdd	Power supply(+5V)
3	Vo	Contrast adjustment
4	C/D	Command/dat
5	/RD	Data read
6	/WR	Data write
7~14	DB0~7	Data bus line
15	/CE	Chip enable
16	RST	Reset
17	Vee	Negative voltage output (-17.6V)
18	MD2	Column No. select (H:32 columns, L:40 columns)
19	FS	Font selection (H: 6x8, L:8x8)
20	NC/RV	No connection / Reverse

## Electronic Characteristics

Item	Symbol	Condition	Typical Value	Unit
Input Voltage	Vdd	Vdd = +5V	5.0	V
Supply Current	Idd	Vdd = +5V	50	mA
LCD Driving Voltage	Vdd-Vo	25°C	18.5	V
LED Forward Voltage (yellow-green)	Vf	25°C	4.2	V
LED Forward Current	If	25°C	900	mA



CCFL B/L(OPTION)